

Annual Report for 2019/2020

Presentation to communities of
Sekhukhune district

April 2021



SEKHUKHUNE
District Municipality

Presentation outline

- Vision and mission
- Legislative background
- Municipal functions
- Governance
- Administration
- Intergovernmental Relations
- Public accountability and reporting



Presentation outline cont...

- Job creation
- Sanitation provision
- Water Projects
- Municipal Health Services & Disaster Management
- SPLUMA and land for offices
- Senior management posts



Presentation outline cont.....

- Bursaries
- Organisational annual performance
- Financial performance
- Auditor General Report
- Public Participation Programme



Vision and mission

Vision

“Integrated Economic Development and Sustainable Service Delivery”

Mission

“To improve the quality of life for all communities through:

- Provision of a democratic and accountable government;
- Promotion of inclusive and egalitarian economic transformation;
- Promotion of a safe and healthy environment
- Fostering of community involvement and stakeholder engagement;
- Strengthening institutional capacity
- Promotion of social cohesion



Legislative Framework

- **In terms of Section 46** of the Local Government Municipal Systems Act, 2000 (Act 32 of 2000) provides for the municipality to compile an annual report as part of its performance management system which shall also consist of an annual performance report



Legislative Framework

- **Section 121** of the Local Government Municipal Finance Management Act, 2003 (Act no 56 of 2003) further provides that an annual report should provide a record of activities of the municipality as well as the performance of the budget including providing mechanisms to account to the local community



Municipal functions

- Fire fighting
- Local Tourism
- Municipal Airports except for Ephraim Mogale & Elias Motsoaledi
- Municipal planning
- Municipal public transport



Municipal functions

- Markets
- Municipal abattoirs
- Regional land fill sites
- Water and sanitation
- Municipal Health Services
- Disaster Management



Governance structures

- The municipality has formed the following structures which meet once in a quarter:

Structure	Target	Achieved
Audit Committee	4 Quarterly meetings	7 meetings held
Portfolio committees	Each committee to hold 11 meetings	Infrastructure(13), Planning (08), Corporate (10), Budget (05), Community (08)
Council	4 Quarterly meetings	14 meetings held

Governance structures cont....

Structure	Target	Achieved
Risk steering committee	4 Quarterly meetings	03 meetings held
MPAC	2 meetings planned	01 meeting held
Mayoral Committee	12 monthly meetings	08 ordinary & 12 special meetings held



Governance structures cont.....

The municipality has established Intergovernmental structures to strengthen relationship with external stakeholders, sector departments & local municipalities.



Governance structures cont....

Structure	Target	Achieved
Speaker's Forum	4 Quarterly meetings	4 meetings held
Mayor's Forum	4 Quarterly meetings	1 meeting held
Chief Whip's Forum	4 Quarterly meetings	3 meetings held
Municipal Manager's Forum	4 Quarterly meetings	3 meeting held
Public Participation Forum	4 Quarterly meetings	4 meetings held

Governance structures cont....

Structure	Target	Achieved
CFO Forum	4 Quarterly meetings	0 meetings held
Basic Service Delivery Cluster	4 Quarterly meetings	2 meeting held
Economic Cluster	4 Quarterly meetings	01 LED, 01 IDP Managers Forums, 2 IDP Rep Forums, 5 Spatial Forum meetings held.

Public accountability and reporting

- Municipalities are required to account to public to engage communities on matters of governance and service delivery The following public participations were held:

	Target	Achieved
Mayoral Outreaches	8 outreaches planned	12 outreaches held
Speaker's Outreaches	18 outreaches planned	8 Annual Report public consultations held and due to covid-19 IDP was only presented at radio stations.

Job creation (municipal projects)

Through public works programme municipalities are expected to create jobs through projects. For the 2019/2020 jobs created were 2 264 as compared to 2018/2019 1 689 jobs created. The following slide show numbers per gender:

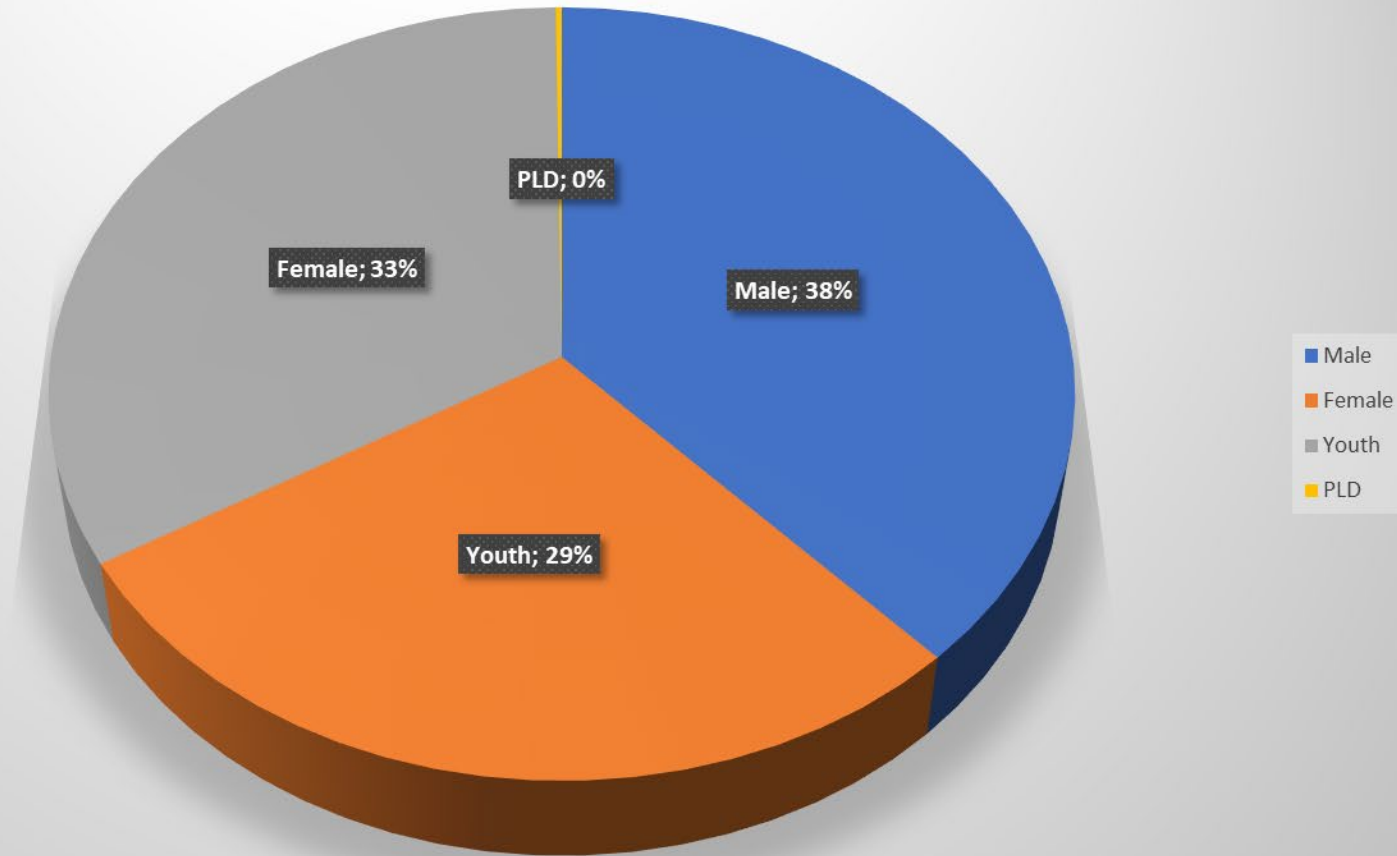


Job creation (municipal projects)

Gender	2019/2020 jobs created	2019/2020 % jobs created	2018/19 jobs created	2018/19 % jobs created
Male	1 296	57%	943	55%
Female	968	43%	746	44%
Youth	1 138	50%	815	48%
People with disability	7	0,3%	5	0,2%

Job creation by gender

2019/2020 JOBS CREATED



Sanitation provision

The district is implementing massive sanitation programme of VIP since 2016/2017 financial year. From 2016/2017 to 2019/2020 financial year 36 449 VIP sanitation are built across the district. For 2019/20 financial year the following units were built:



Sanitation provision

NUMBER OF VIP TO CONSTRUCT	MUNICIPALITY	PROJECT VALUE	EXPENDITURE	PROGRESS TO DATE
1 123 VIP units	Ephraim Mogale	R15 401 173.62	R15 268 385.55	1123 VIP units completed
1 361 VIP units.	Elias Motsoaledi	R16 905 926.90	R16 558 265.00	1361 VIP units completed
2 440 VIP units	Makhuduthamaga	R34 810504.62	R31 720 626.58	2290 Units completed
2 258 VIP units	Fetakgomo Tubatse	R33 071 549.04	R33 055 529.33	2258 VIP units completed
7 182 VIP units	Sekhukhune	R134 999 658.80	R96 602 806.46	7032 VIP units completed

MIG Water Projects

Project Name	Project Value	Expenditure	Progress to date
Zaaiplaas Village Reticulation Phase 2	R2 562 664.51	R2 562 664.51	2 Kilometres of Zaaiplaas bulk water supply pipeline commissioned
Connector pipes and reticulation to Lebalelo South Village (Ga-Maroga and Motlolo Bulk and Reticulation)	R12 683 726.34	R12 683 726.34	26 kilometres of water pipeline completed

MIG Water Projects

Project Name	Project Value	Expenditure	Progress to date
Lebalelo South connector pipes & reticulation network	R114 410 880,40	R103 045 346,53	150 km of reticulation pipelines and reticulation networks constructed
Ga-Mogashoa(Sekgapudi & Manamane) water reticulation	R 9 598 390.23	R 9 598 390.23	37,8 kilometres of pipeline completed

MIG Water Projects

Project Name	Project Value	Expenditure	Progress to date
Nkadimeng RWS Extension 2 (Phase 9 to 11)	R940 850.79	R940 850.79	12km of water pipeline constructed and eleven (11) street taps installed.
Ga - Maphoha Command Reservoir	R3 897 500,00	R2 594 572.40	3 kilometres of water pipeline & 1 pump station completed

MIG Water Projects

Project Name		Project Value	Expenditure	Progress to date
Lebalelo Phase 3 infrastructure & reticulation network	South Bulk &	R3 241 482.11	R3 241 482.11	26 kilometres of water pipeline completed
Mooihoek water supply phase 4F1 & 4F2	bulk	R 40 633 070.50	R 19 299 946.69	1 km water bulk pipeline and 5 MI concrete reservoir constructed



MIG Water Projects

Project Name	Project Value	Expenditure	Progress to date
Mahlwakwena to Mapodile pipeline(Tukakgomo Extension)	R1,231,298.81	R988,702.15	6.0 Km of reticulation network and 29 standpipes completed. One Elevated Steel Tank installed.

Municipal Health Services

Project Name	Target planned	Achieved
Water Quality	300 water quality samples collected	300 Water quality samples were collected for bacteriological analysis to ascertain safe supplies to communities. 85 water sources were monitored
Health surveillance of premises	750 premises evaluated	1305 Premises were evaluated for safe and habitable conditions and 259 were issued with compliance certificates.



Municipal Health Services

Project Name	Target planned	Achieved
Surveillance and prevention of contagious diseases	100 communicable diseases awareness campaigns held	115 Awareness campaigns on prevention of waterborne, foodborne and Covid-19 illnesses were held.
Communicable diseases outbreak control	All communicable diseases investigated and controlled	268 Reported cases including contact cases were investigated



Municipal Health Services

Project Name	Target planned	Achieved
Vector control	1 400 premises monitored	1563 Premises inspected for effective abatement and control of vectors.
Environmental pollution prevention	24 awareness campaigns on air quality conducted	<p>11 Air quality awareness campaigns were held at different industrial facilities and communities to educate them on air quality matters such as dust control.</p> <p>1 Awareness campaign was done to nursing students to educate them about air quality and its impact on human health.</p>

Municipal Health Services

Project Name	Target planned	Achieved
Disposal of the dead	100 disposal of the dead facilities evaluated	<p>145 Facilities of the dead were evaluated and 25 Certificates of Competence issued.</p> <p>71 ordinary funerals (Not Covid-19 deaths) were monitored, 5 local Covid-19 cases, 4 contaminated corpses buried as Covid-19 and 6 imported cases from other districts and provinces</p>
Chemical Safety	300 chemical handling premises evaluations conducted	369 Chemical handling premises were evaluated for proper handling and storage of chemicals.

Disaster Management

Local Municipality	No. of Disaster reported	Types of disaster	Relief provided
Makhuduthamaga	35	Structural fire, strong wind & storm	Blankets & sponges
Elias Motsoaledi	27	Structural fire, hail storm	Blankets & sponges
Fetakgomo Tubatse	95	Structural fire, hail storm	Blankets & sponges
Ephraim Mogale	16	Structural fire and storm	Blankets & sponges



Disaster Management

- 54 awareness campaigns conducted on disaster mitigation strategies, crime, road safety, drug and alcohol abuse



Spatial Planning and Land Use Management Act (SPLUMA)

- Sekhukhune District Municipality managed to re-establish the Joint District Municipal Planning Tribunal which will deal with land use and development applications in the 4 local municipalities namely: Elias Motsoaledi, Fetakgomo Tubatse, Makhuduthamaga, Ephraim Mogale
- The Joint District Municipal Planning Tribunal held 11 sittings and considered 20 applications



LAND FOR MUNICIPAL OFFICES

- Bapedi ba Mamone Traditional Authority has allocated land to Dept of Public Works for the development of Offices from Lebowakgomo to Jane Furse (inclusive of District Municipal Offices)
- The MOU was developed by Dept of Public Works to be signed between government and Bapedi ba Mamone.
- The draft MOU is still with Bapedi ba Mamone Tribal Authority.
- The Office of the Premier established a Steering Committee to fasttrack the relocation of the District Offices from Lebowakgomo to Jane Furse.

Challenges on spatial development

- Unresolved and competing land claims in the area threaten to destabilize future development.
- Growing number of Informal settlements and housing backlog as mining activities intensify
- Competing land uses (i.e. mining and agriculture, Commercial, etc.) may cause spatial, social, environmental and economic constraints in future.
- Poor implementation of sector plans(SDF,LUS and Precinct Plans) and policies by the municipalities



Senior management posts & vacancy rate

- There are 7 senior management posts
- 5 positions are filled
- 2 vacant (IWS) & Municipal Manager
- At 29% vacancy rate



Bursaries

- For 2019/2020 no new applicants provided with bursary.
- 32 employees provided with bursary and 10 external students in different field of Engineering, health Sciences, Accounting & Information Communication Technology



Annual performance

Department	Number of annual targets	Targets achieved	Targets not achieved	Percentage achievement
Budget and Treasury	16	9	7	56%
Community Services	21	19	2	90%
Corporate services	25	15	10	60%
Infrastructure and water services	71	28	43	39%

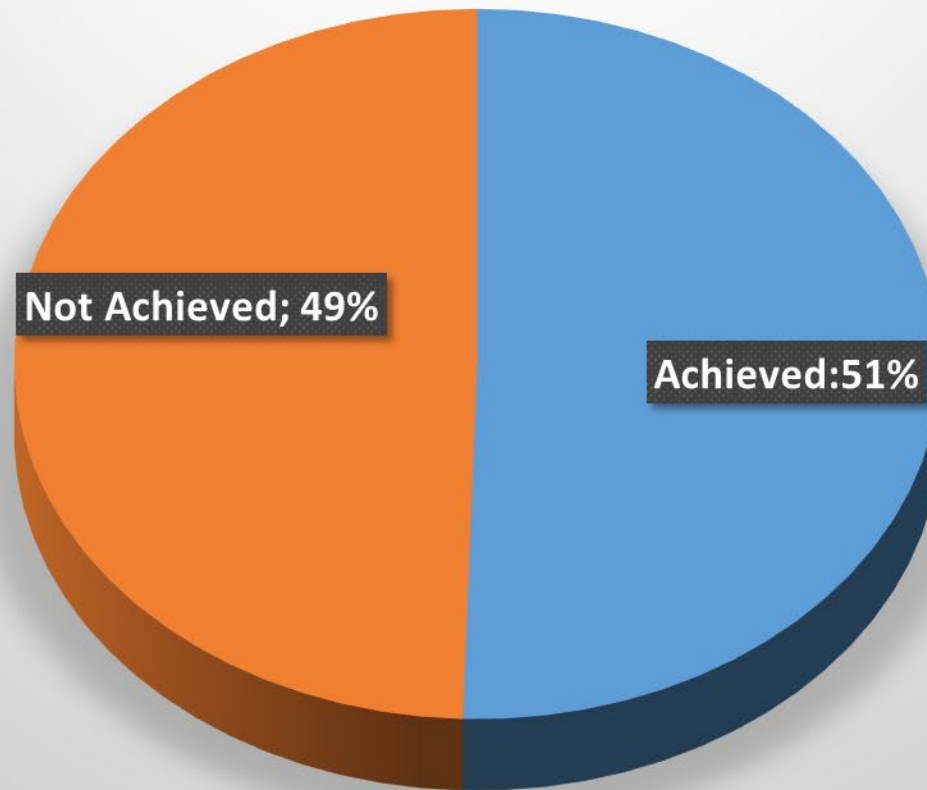


Annual performance continued

Department	Number of annual targets	Targets achieved	Targets not achieved	Percentage achievement
Office of Municipal manager	28	16	12	57%
Office of Executive Mayor	19	4	15	21%
Planning and Economic Development	11	8	3	72%
Office of the speaker	13	4	9	31%
TOTAL	204	103	101	51%

Overall performance chart

2019/2020 Annual Performance



Challenge	Measures to improve performance
The poor quality of technical reports due to lack of technical capacity within the municipality	Experience PSP`s to be appointed and monitored, The existing design committee to be strengthen for reviewing of technical reports prior submission to Department of Water & Sanitation (DWS) & Bid Specification Committee (BSC) Support from MISA has deployed to the municipality.
Poor planning due to lack of capacity within the planning department in Infrastructure & Water Services of the municipality	MISA has deployed professional engineers to support the municipality
Lack of alignment in terms of (knowledge, experience and qualifications) against the functions & organisational structure	Technical skill audit, structured skill development & training for technical personnel by MISA



Challenge	Measures to improve performance
<p>Inadequate application Project Management Techniques in Planning & Implementation of projects</p>	<p>Continuous technical skills training & development through SAICE training programme & MISA is providing training combined with on the job training.</p>
<p>Disagreement between Traditional Leaders on land where projects are to be implemented. One village does not agree to share with neighbouring community.</p>	<p>Extensive consultation before the implementation of the projects. Obtain prior approval of Traditional Leaders for the projects to continue.</p>



Challenge	Measures to improve performance
<p>Lack water source within the region. Sometimes the quality of water cannot use for consumption which compels the municipality to stall the projects to additional funding to build a package plant. This funding acquisition process takes time.</p>	<p>At planning stage the quality and quantity of underground water must be determined before the technical report to drill a borehole is submitted for funding.</p>
<p>Delays by ESKOM to energise completed projects for commissioning</p>	<p>Submit application for connection to ESKOM grid at the planning stage of the projects to accommodate their sourcing period.</p>
<p>Structuring of the RBIG to be paid to the municipality via DWS whereas the DORA allocate it directly to the Municipality. DWS delays the payment of service providers</p>	<p>Engage the National Treasury to transfer the RBIG grant directly to the municipality</p>

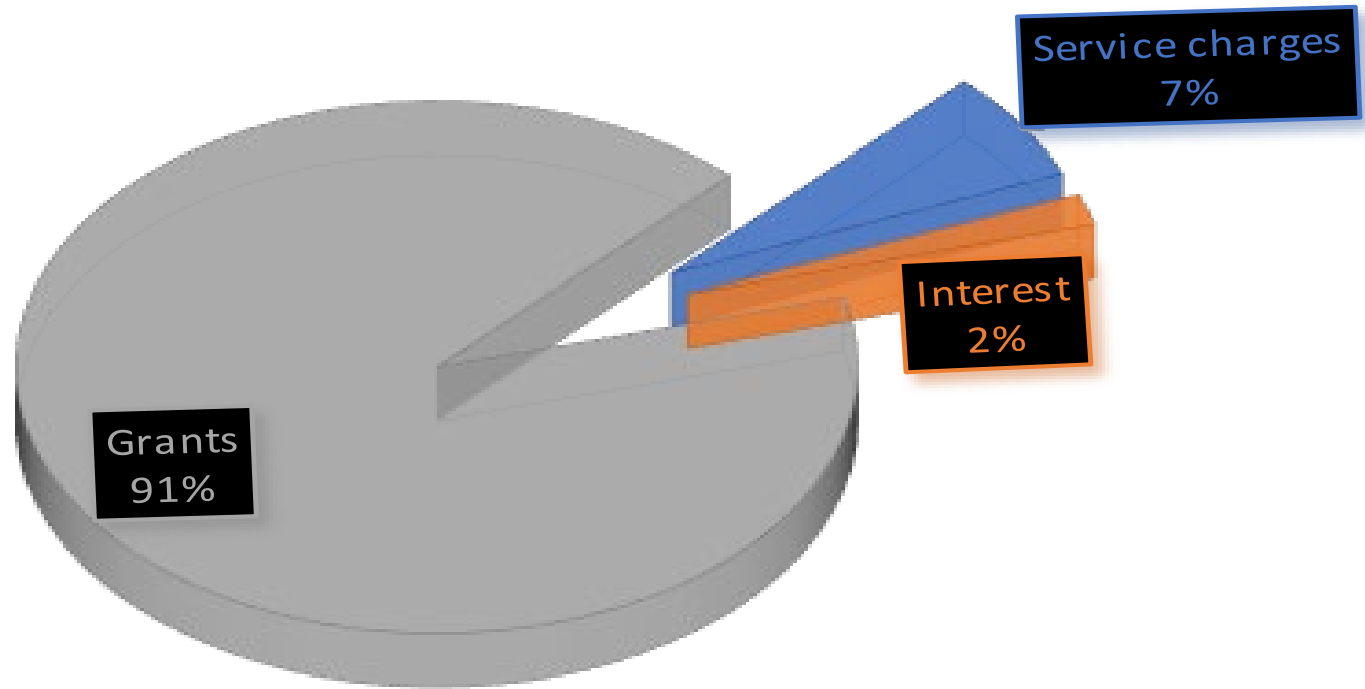


Revenue Sources

Source	2019/2020	As %
Government grants and subsidies	R1 303 813 770	91%
Service charges	R94 840 932	7%
Interest, other gains & income	R26 885 413	2%
Total	R1 430 665 341	100%

Revenue sources chart

2019/2020 REVENUE PER SOURCE



Capital grants

Grant	2019/2020	%
Municipal Infrastructure grant(MIG)	R418 108 385	79%
Regional Bulk Infrastructure Grant(RBIG)	R69 820 470	14%
Water Service Operating Grant (WSOG)	R38 646 349	7%
TOTAL	R526 575 204	100%

2019/2020 Capital grants expenditure

Grant	NUMBER OF PROJECTS IMPLEMENTED	EXPENDITURE AS AT 30 JUNE 2020
Municipal Infrastructure grant(MIG) (Water projects)	13 projects and 5 VIP sanitation projects	R371 021 770
Regional Bulk Infrastructure Grant(RBIG) (Water projects)	11 bulk projects	R 54 918 229
Water Service Infrastructure Grant (WSIG)	20 intervention projects	R17 292 698

Expenditure Items

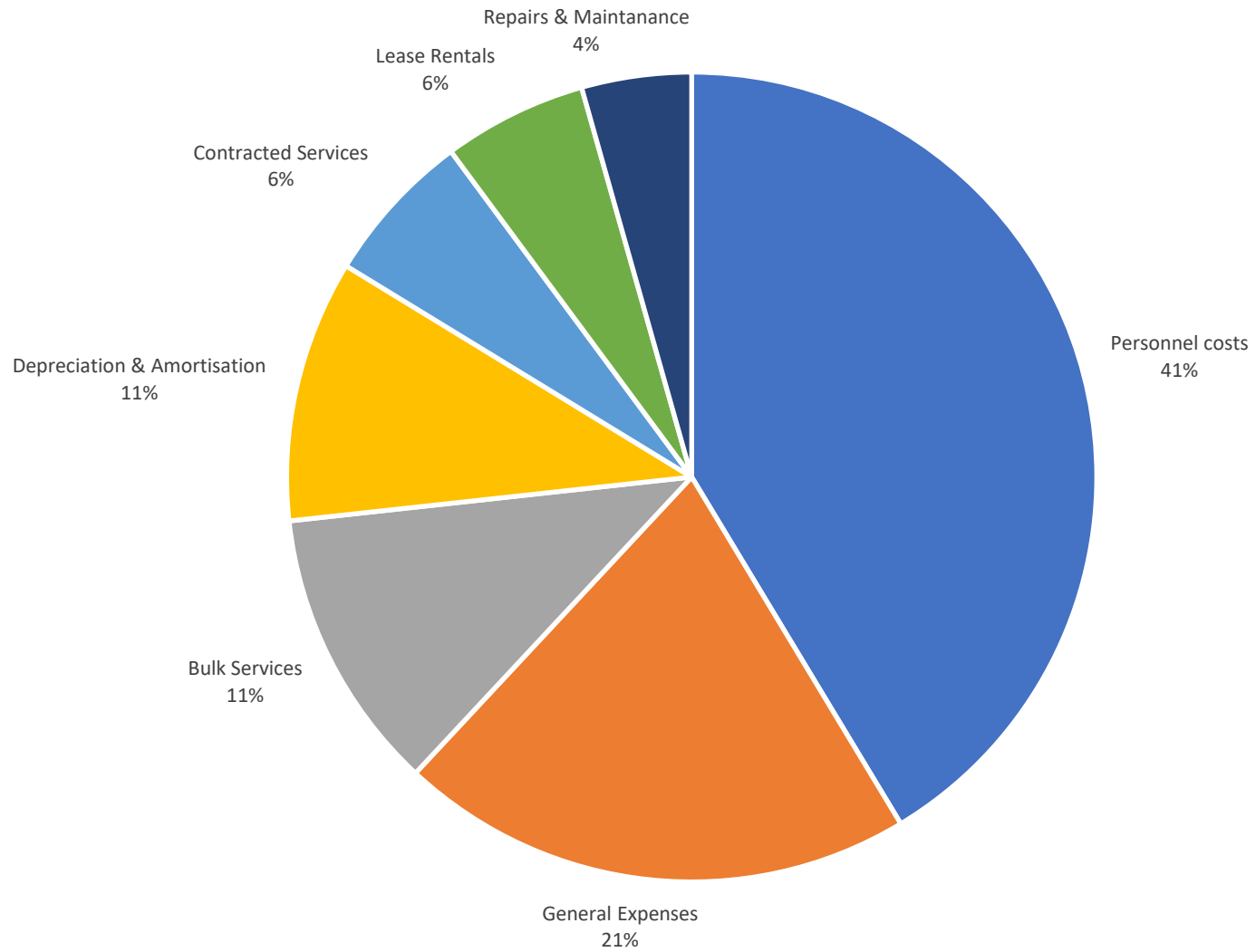
Item	2019/2020	2019/20 as %	2018/19	2018/19 as %
General expenses	R197 791 592	23%	R245 537 821	23%
Repairs	R42 133 150	5%	R56 366 047	5%
Bulk Purchases	R108 870 005	18%	R196 006 452	18%
Contracted Services(VIP)	R58 983 449	6%	R66 260 366	6%



Expenditure Items

Item	2019/2020	2019/2020 as %	2018/2019	2018/19 as %
Personnel costs	R397 644 714	35%	R373 664 049	35%
Depreciation & amortisation	R100 599 134	8%	R85 938 552	8%

2019/2020 EXPENDITURE



■ Personnel costs ■ General Expenses ■ Bulk Services ■ Depreciation & Amortisation ■ Contracted Services ■ Lease Rentals ■ Repairs & Maintenance



Net assets

	2019/2020	2018/2019
NET ASSETS	3 453 811 552	R3 109 821 649



Auditor General's report

- 2019/2020: Qualified with 12 matters raised, with 18 matters of emphasis
- 2018/2019: Qualified with 3 matters raised with 6 matters of emphasis which are recurring.
- 2017/2018: Unqualified
- 2016/2017: Unqualified
- 2015/2016: Unqualified



Public Participation Programme

DATE	STAKEHOLDER	MUNICIPALITY	VENUE	TIME
23/04/2021	SDM Staff	Sekhukhune	Zoom Video Conferencing Platform	11h00
28/04/2021	General Public	Elias Motsoaledi Ephraim Mogale Makhuduthamaga Fetakgomo Tubatse	<ul style="list-style-type: none"> • Moutse FM • Thabantho FM • Sekhukhune FM • Masemola FM • Tubatse FM • Facebook live broadcast 	18h00



Conclusion

- The annual report for 2019/2020 is being taken through the public participation process
- Comments and inputs should be forwarded before the 28th May 2021 to Khomotso Robinson at robinsonk@sekhukhune.gov.za, contact number 013 262 7409
- Full copies of the annual report will be available on the website and local municipal offices

